

Diffuser luminaire - Opal diffuser - direct/indirect distribution

sheet steel luminaire body, deep drawn; with foam seal and rotary lever locks; Housing colour traffic white RAL 9016; Light distribution direct/indirect distribution by means of Opal diffuser of acrylic glass, with high corner strength drawn from one piece, UGR (4H/8H) 23.8. Electrical connection via 3-pole connection terminal with plug-in contacts.. Note on protection rating: IP50 for ceiling and wall mounting, IP40 for mounting rails and suspended installations.

CHARACTERISTICS

Order number	21100614120
EAN number	4020863348596
Commodity code	94051140
Certification mark	IP 50, Protection class I, F, Indoor, CE
Impact resistance (IK rating)	IK02
Ambient temperatur	ta 25°C
Warranty period	5 years
State funding programs	BEG - Federal funding for efficient buildings (valid only for Germany)

ELECTRICAL ENGINEERING

Controller	Electronic driver (1 pcs.)
System output	19W
Mains voltage	230V/50Hz
Circuit breakers (inrush current)	21 pieces/B10, 34 pieces/B16, 35 pieces/C10, 57 pieces/C16
Energy efficiency class/light source	C

LIGHTING TECHNOLOGY

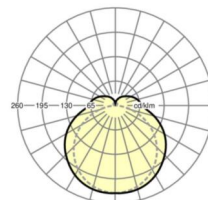
Placement	LED, Colour rendering/Light colour CRI ≥ 80 / 4000K
Colour tolerance (MacAdam)	3SDCM
Photobiological safety (Luminaire)	RG1
Nominal luminous flux	2571lm
LED service life	50000h L80/B10 (Tq 25°C)
Luminaire luminous efficiency	133lm/W
UGR lat./long.	23.8 / 21.6

MECHANICS

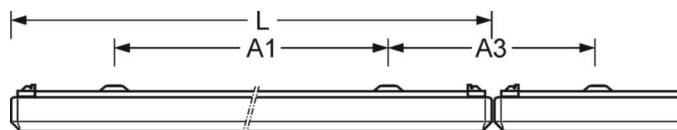
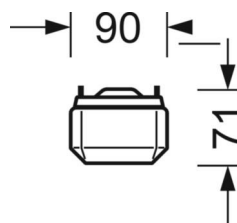
Housing colour	traffic white RAL 9016
Dimensions (LxWxH/DxH)	615mm x 90mm x 71mm
Weight (net)	1.55kg
Cable entry KE (X/Y)	160mm/0mm
Type of installation	Pendant individual mounting, Pendulum mounting rail assembly on chain, Pendulum mounting rail installation on steel cable, Ceiling-mounted single installation, Ceiling-mounted trunking installation, Ceiling-mounted mounting rail installation, Ceiling-mounted mounting rail installation on T-system, Wall mounting

DEEP-LINK

<https://www.regiolux.de/en/article/21100614120>



Reference	LED 2500lm 840
ηLB	100 %
Φ ↓/↑	82 % / 18 %
UGR lat./long.	23.8 / 21.6



Dimensions

L	615 mm	Length
B	90 mm	Width
H	71 mm	Height
A1	490 mm	Mounting distance single mounting
A3	130 mm	Mounting distance between luminaires in a light run arrangement
X	160 mm	Distance cable infeed to the center of the luminaire on the X-axis
Y	0 mm	Distance cable infeed to the center of the luminaire on the Y-axis

